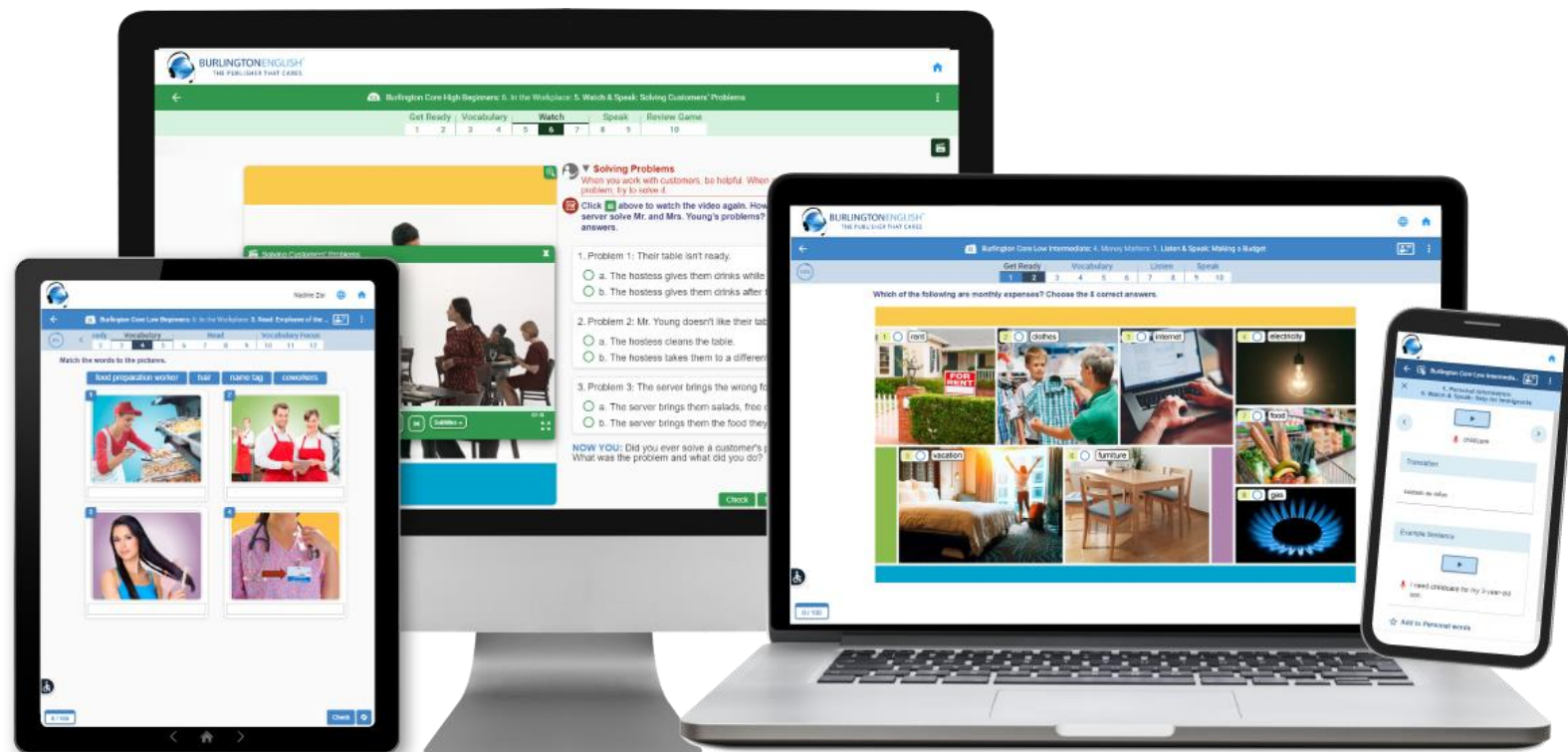


Prepare Your Students for Their Future with BurlingtonEnglish



BurlingtonEnglish program displayed on a tablet, PC, laptop, mobile device.



Who do you serve?

Burlington English: A Fully Blended Digital Curriculum

Teacher Monitor and Adjust



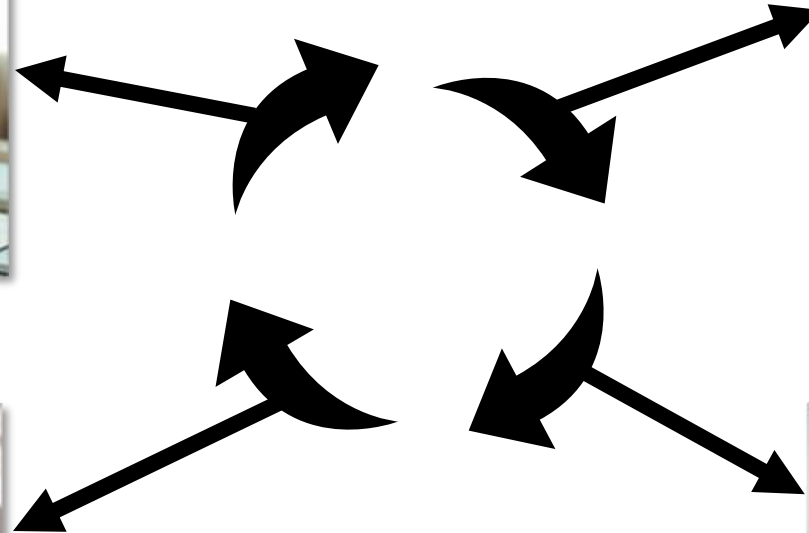
Teacher-Led Instruction



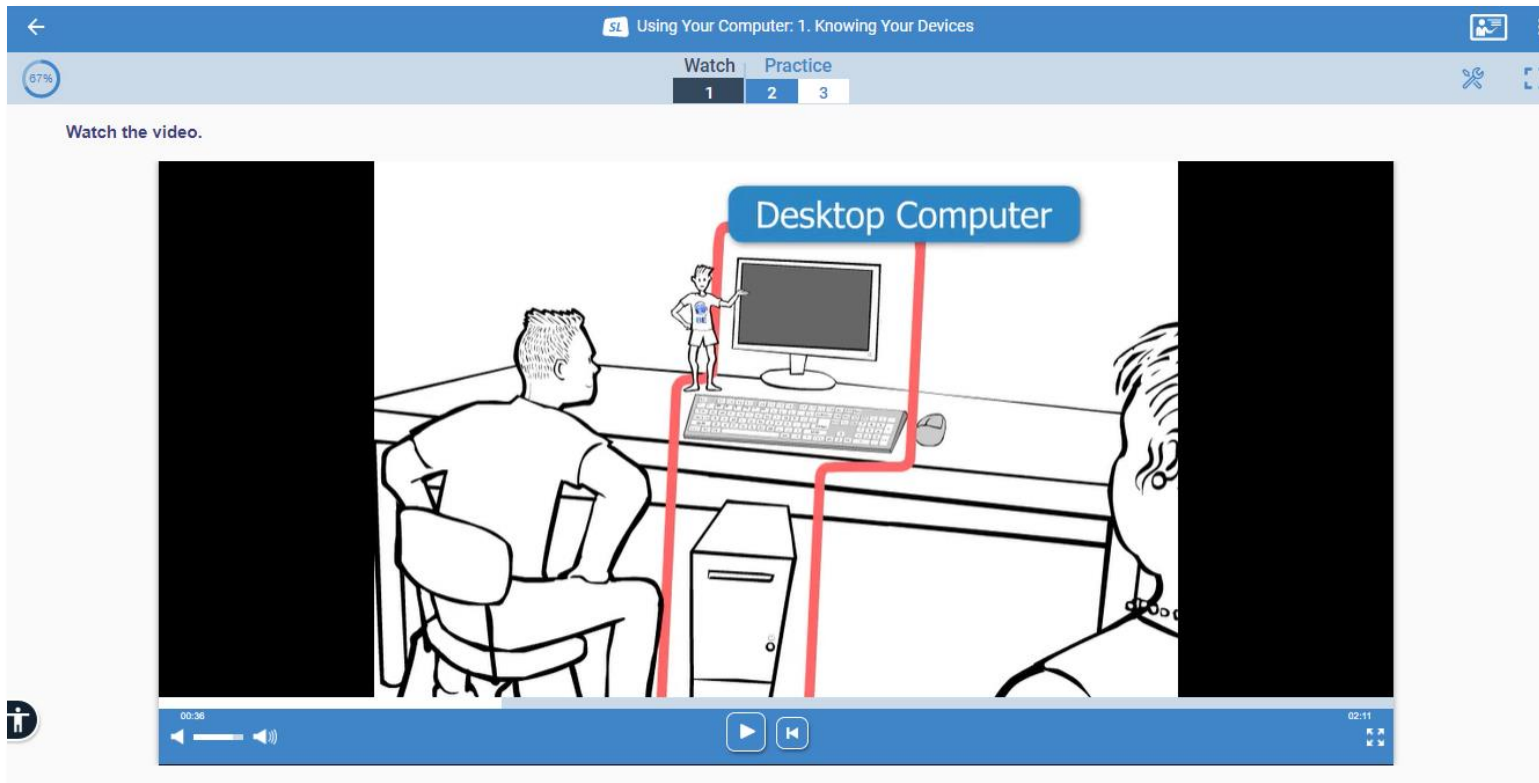
Student Independent Study



Teacher Facilitation



Introducing Digital Literacy: Using Your Computer



- Animated, easy to follow videos that teach basic computer skills
- Teachers and students can use together or independently

Using Your Computer: Your Students' First Step to Digital Literacy

← SL Using Your Computer: 1. Knowing Your Devices


87%


Watch Practice


1 2 3


Choose the correct answers.

laptop desktop computer tablet mobile phone

 desktop computer







0 / 100

Check Reset

Burlington Core: A Six-level, Standards-based Core Curriculum

← Burlington Core Low Intermediate: 6. In the Workplace: 1. Listen & Speak: Customer Service

9% Get Ready Vocabulary Listen Speak
1 2 3 4 5 6 7 8 9 10 11

Read and listen to the conversation. Then record yourself as the salesperson. Use a friendly tone of voice.

HOW CAN I HELP YOU?

Salesperson: Hello, K.B. Computers. This is Carla.

Customer: How can I help you?

Salesperson: May I ask why you're calling?

Customer: I want to speak to the manager.

Salesperson: Yes. I bought a computer in your store last week.

Customer: It isn't working.

Salesperson: I'm sorry to hear that.

Customer: You need to bring it to the store so we can repair it.

Salesperson: I don't want you to repair it.

Customer: I want you to replace it.



Salesperson: It's a new computer.

Customer: I'll have to speak to the manager.

Salesperson: Let me see if he's available.

CHARACTER CONTINUOUS HIDE TEXT
Salesperson Yes No Yes No

0 / 100 Check Print Reset




Prepare for CASAS / Test Practice: Test-taking Skills for Student Success

BURLINGTON ENGLISH® Level B SZ Reading Prepare for CASAS

Lesson 6: Pay Stub

Vocabulary Practice Final Practice Summary



Green Garden Restaurant

Name Julian Marquez	ID No. 6789	Pay Date 7/18				
Rate \$9.00	Net \$723.72	Period From 7/2	Period Thru 7/15			
PAYMENT DETAILS						
Earnings			Deductions	Year-to-Date		
TYPE	HOURS	AMOUNT	TYPE	AMOUNT	AMOUNT	
Regular	80	720.00	Fed. Tax	138.00	Gross Earnings	12780.00
			FICA	75.74	Fed. Tax	1781.45
Overtime	20	270.00	State Tax	42.64	FICA	977.73
			SDI	9.90	State Tax	550.44
					SDI	127.80
Total Gross Pay		990.00	Total Ded.	266.28		

Read the pay stub and choose the correct answers.

1. What was Julian's net pay for this pay period?
 - a. \$723.72
 - b. \$720.00
 - c. \$990.00
 - d. \$270.00
2. How many different deductions were taken out of Julian's pay?
 - a. 2
 - b. 5
 - c. 4
 - d. 1
3. When did Julian get paid?
 - a. July 1
 - b. July 18
 - c. July 15
 - d. January 7

6 / 6

Check   

Back

English in America:

Civics and Life Skills for Living in the U.S.

English in America Beginners: 12. Banking: 2. Learning to Budget Your Money

0%

Words 1	Read 1	Words 2	Read 2	Read & Write
1	2	3	4	5
			6	7
				8

*Lauren Ricci - Monthly Budget
February 1- February 28 (part 2)*

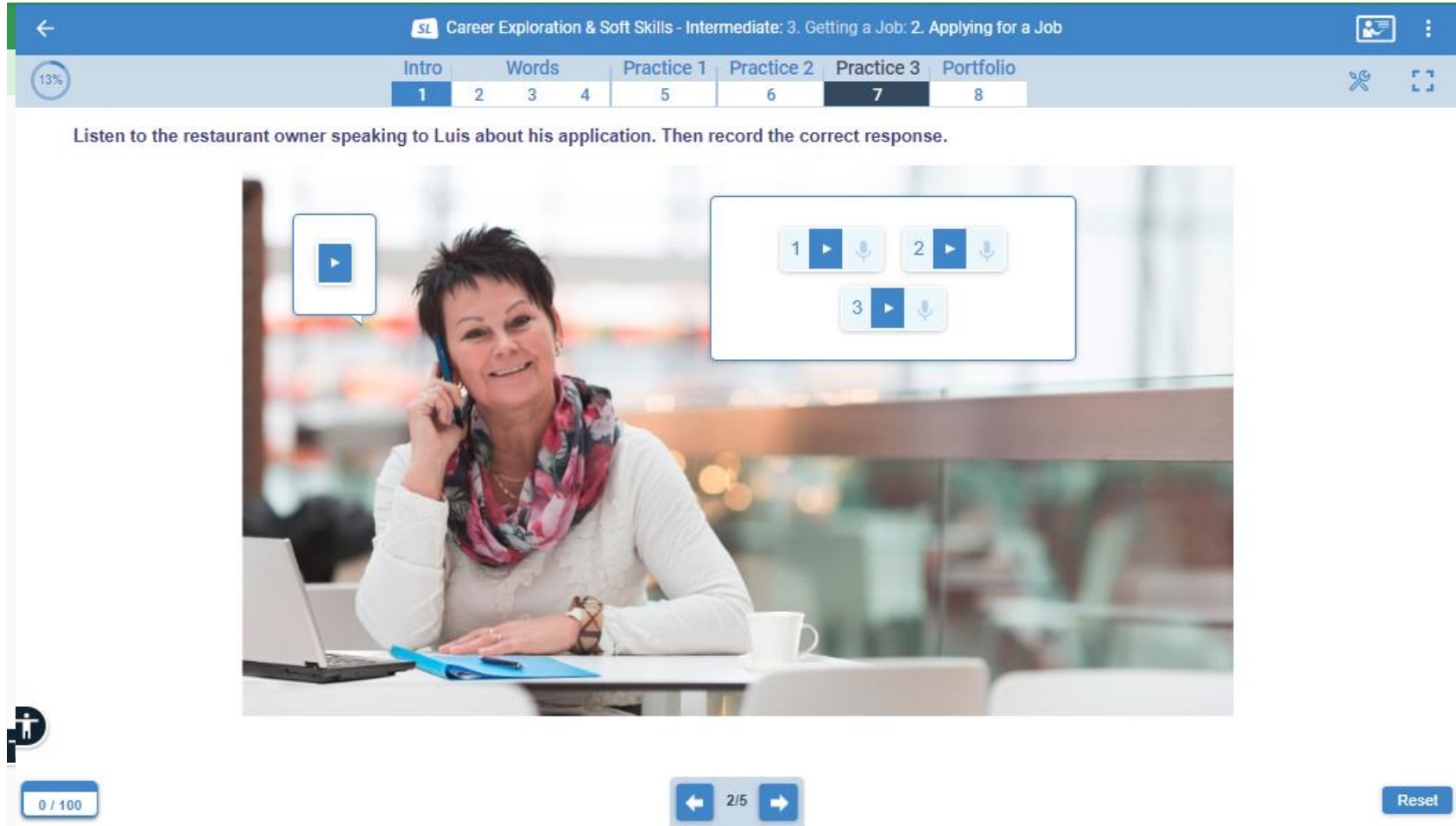
EXPENSES (continued)			
Transportation	car expenses		\$280
	public transportation		\$0
Entertainment	movies		\$12
	savings		\$200
Finance	bank fees		\$22
	clothing		\$75
Personal Items			
	Subtotal Expenses (part 2)		\$589
	Total Expenses (part 1 + part 2)		\$1,854

Read and listen to Part 2 of a budget. Then choose True or False.

- Lauren uses public transportation. True False
- In February, Lauren spent \$12 on entertainment. True False
- Lauren spent \$75 on personal items in February. True False
- Lauren spent a total of \$1,854 in February. True False

0 / 100 ▶ ⏪ ⏩ Check Reset

Career Exploration & Soft Skills: Prepare Adult Learners for Future IET/IELCE Success



← Career Exploration & Soft Skills - Intermediate: 3. Getting a Job: 2. Applying for a Job

13%

Intro	Words			Practice 1	Practice 2	Practice 3	Portfolio
1	2	3	4	5	6	7	8

Listen to the restaurant owner speaking to Luis about his application. Then record the correct response.

1 2 3

0 / 100 2/5 Reset



English for Specific Careers: Targeted Career Courses to Support Your IET/IELCE Initiatives

Courses for Specific Careers



Soft Skills for Specific Careers




Wordlists for Specific Careers



More than
180
Career-Specific
Courses!



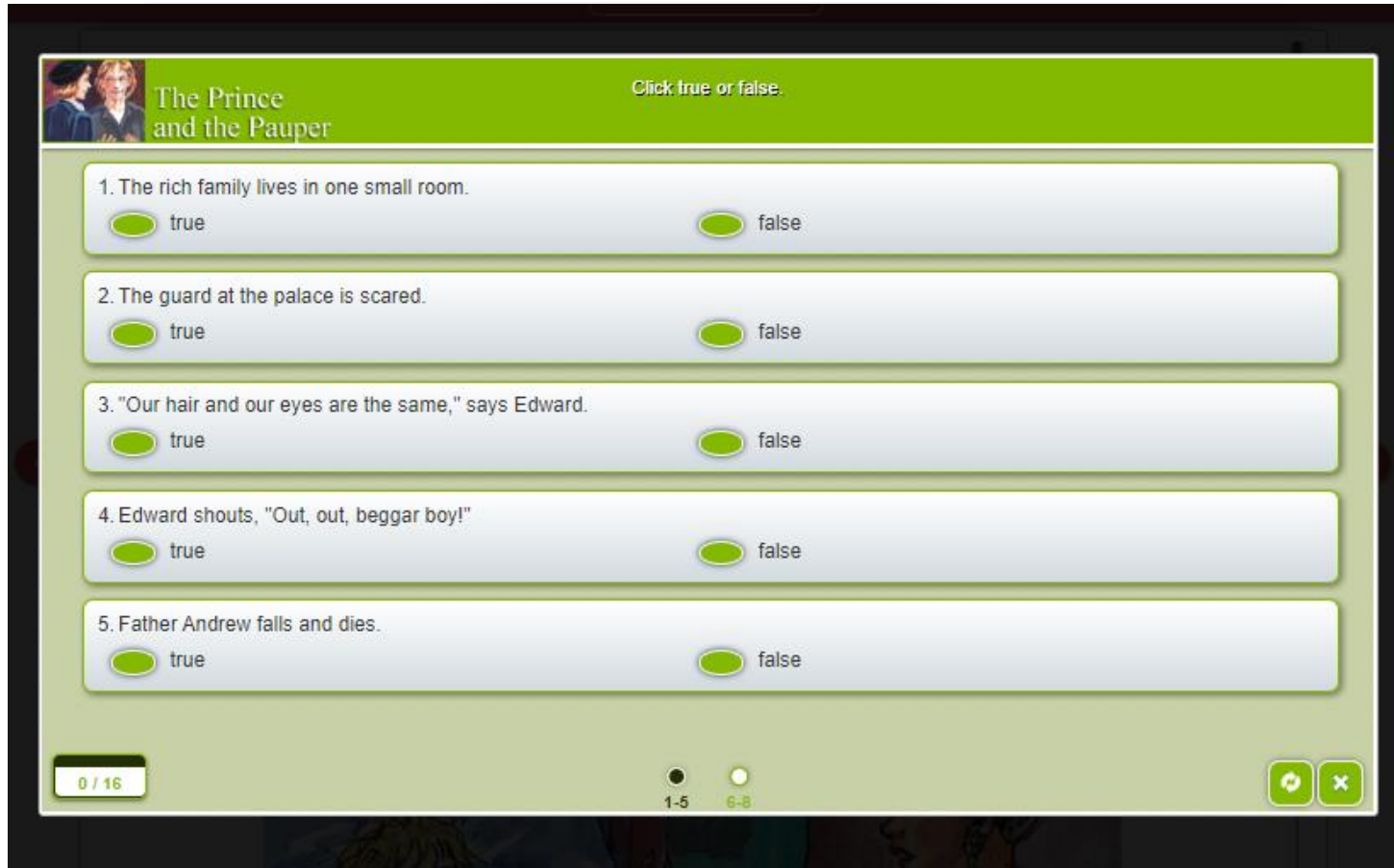
BurlingtonEnglish SpeechTrainer® Pronunciation Course



- Highly advanced speech-processing technology developed by **BurlingtonEnglish**
- Provides personalized pronunciation lessons for each student

Burlington Digital Library:

Build Reading Fluency and Proficiency



The screenshot shows a digital interface for a reading comprehension quiz. At the top left, there is a small image of a prince and a pauper. The title "The Prince and the Pauper" is displayed in a green header bar. To the right of the title, the instruction "Click true or false." is written. Below the header, there are five numbered questions, each with two radio button options: "true" and "false".

1. The rich family lives in one small room.
 true false

2. The guard at the palace is scared.
 true false

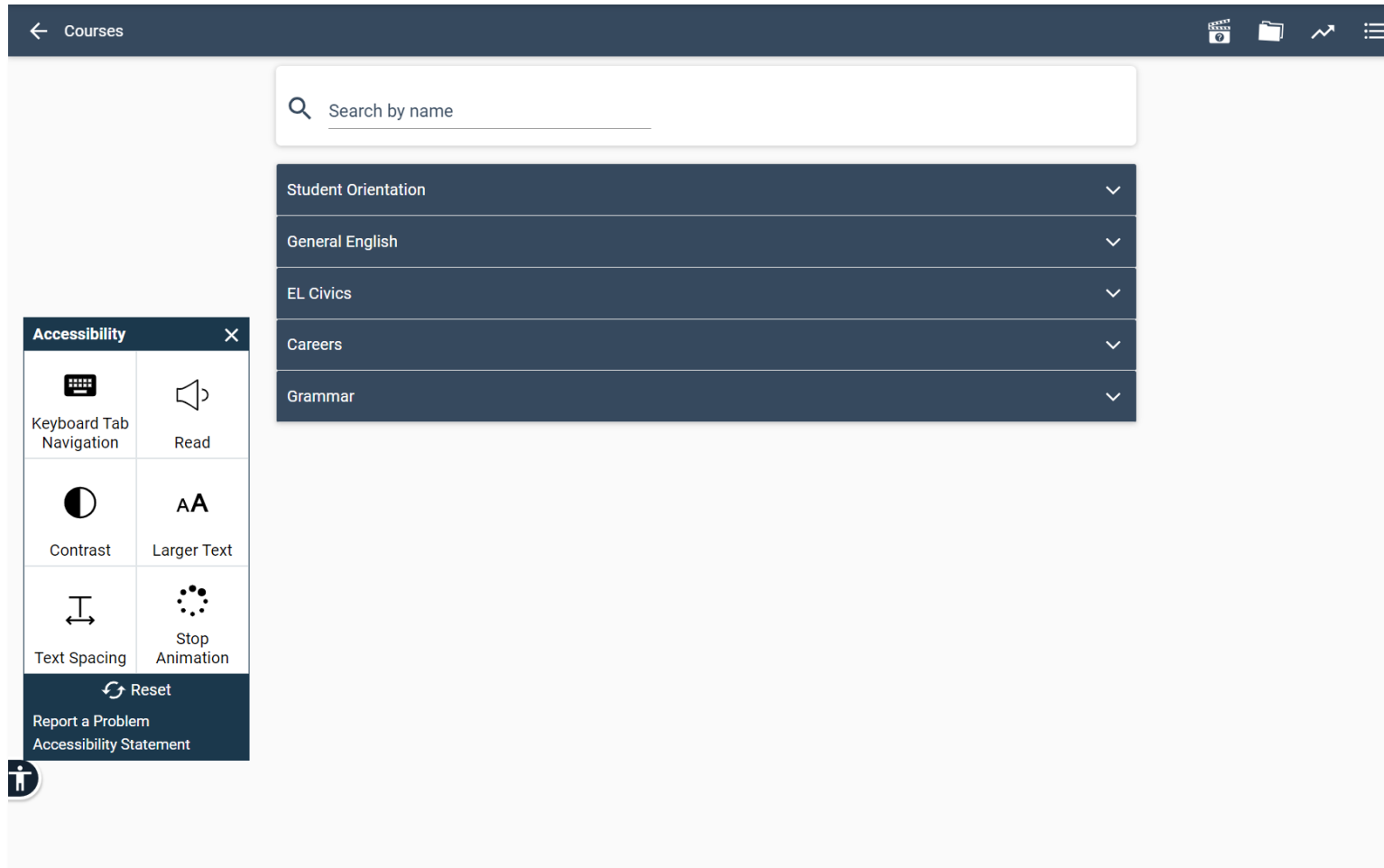
3. "Our hair and our eyes are the same," says Edward.
 true false

4. Edward shouts, "Out, out, beggar boy!"
 true false

5. Father Andrew falls and dies.
 true false


At the bottom left, there is a progress indicator showing "0 / 16". In the center, there are two small circles, one labeled "1-5" and one labeled "6-8". At the bottom right, there are two small icons: a refresh icon and a close icon.

Accessibility Features for Students



The screenshot displays the Burlington English interface. At the top, there is a dark blue header with a back arrow, the text "Courses", and several utility icons. Below the header is a search bar with the placeholder text "Search by name". A list of course categories is shown, each with a downward arrow: Student Orientation, General English, EL Civics, Careers, and Grammar. An "Accessibility" panel is open on the left side, featuring a grid of icons and labels: "Keyboard Tab Navigation" (keyboard icon), "Read" (speaker icon), "Contrast" (circle with diagonal line), "Larger Text" (AA icon), "Text Spacing" (horizontal line with arrows), and "Stop Animation" (dotted circle with arrows). Below the grid are buttons for "Reset", "Report a Problem", and "Accessibility Statement". A small accessibility icon is visible in the bottom left corner of the interface.

Resources for Additional Student Support



BurlingtonEnglish support video.

Unmatched Customer Support

BurlingtonEnglish offers three training options to best fit your needs!

On-Demand Training



Globe sitting on top of a keyboard in front of a computer monitor.

Virtual Training



BurlingtonEnglish course displayed on a computer with a woman pointing to the screen.

Face-to-Face Training



Man and woman discussing a document at a desk with a computer.



Visit our booth or contact us.